



My Health Record

**national
allergy
council**



Event summaries: A guide for clinical immunology/allergy specialists using conformant software

What is an event summary?

An event summary is used to capture key information about a significant healthcare event that is relevant to the ongoing treatment or care of a patient.

This could include a new allergy or adverse reaction, a newly prescribed medication, or interventions and diagnostic investigations that are one-off events.

The information contained in an event summary should describe:

- the presentation of the event.
- the assessment made.
- the action taken.

Who can upload an event summary?

An event summary may be completed by any healthcare provider involved in providing care to the individual or patient. As a clinical immunology/allergy specialist, you can upload an event summary to an individual's My Health Record if you are using [conformant clinical software](#).

If you decide to create an event summary, it should be one of the final tasks at the end of the consultation, after you have entered a progress note, updated the medical history and made any changes to the patient's medication regime in the local record.

Why upload an event summary?

An event summary is the best way for you to contribute information about your patient's allergies, adverse reactions and medications to My Health Record. For example, an event summary might:

- provide information about a significant healthcare event (for example, when a new food or drug allergy is confirmed).
- indicate a change to health status or condition (for example, when following a food or drug challenge, it has been confirmed that the patient is not allergic).

The [Medicines Information View](#) displays allergy and medicines information held in a patient's My Health Record. The Allergies and Adverse Reactions tab is displayed by default and lists allergy and adverse reaction information by date of most recent entry.

Event summaries contain atomic (searchable) data that can flow through to the Medicines Information View. This means that an individual's allergy information will quickly come to the attention of healthcare providers accessing that individual's My Health Record. **It is only when allergy information has been clinically coded into the software and an event summary uploaded that an individual's allergy information will appear in the Medicines View in My Health Record.**

Capturing allergy information in the event summary

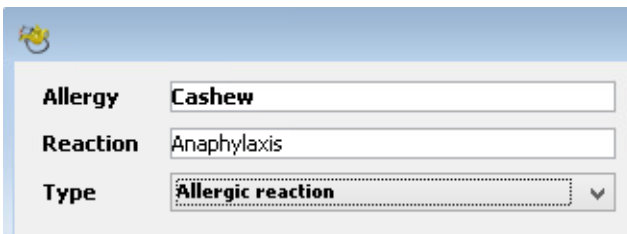
Software products have at least two points of entry for allergy information:

- the substance or agent, and
- the reaction type or manifestation.

Australasian Society of Clinical Immunology and Allergy (ASCIA) recommends that you specifically and accurately state the substance or agent:

- Specify the name of the actual food instead of the food group. For example, add *cashew*, *walnut* or *peanut* instead of *nuts* or *tree nuts*, unless the person is allergic to all tree nuts.
- Use the name of the drug the patient is specifically allergic to, instead of the group of drugs. For example, add *amoxicillin*, *augmentin* or *benzylpenicillin* instead of *penicillin*. Add *Bactrim* or *sulfamethoxazole/trimethoprim* instead of *sulfur* drugs.

ASCIA recommends that you code allergy information into the clinical software, rather than adding it as free text in the notes section. This enables the allergy information to be extracted into the Medicines View. Use the progress notes section to provide further detail about assessment and testing.

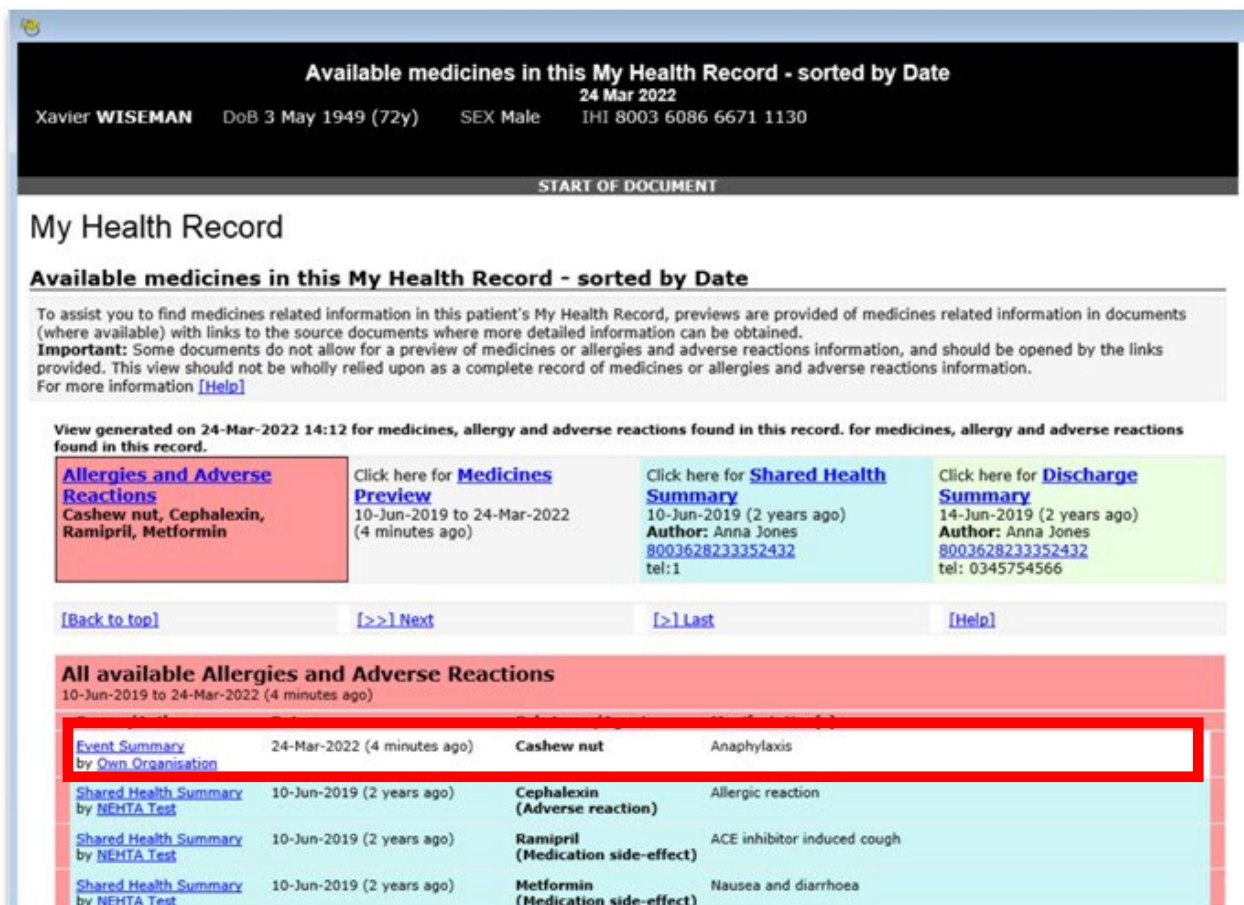


Allergy: Cashew
Reaction: Anaphylaxis
Type: Allergic reaction

progress notes section to provide further detail about assessment and testing.

In this example, there are three points of entry – substance causing the allergy, reaction and reaction type.

The image below shows how allergies and adverse reactions that are entered into an event summary appear in the Medicines View – Allergies and Adverse Reactions tab. The source document can be clicked to open.



Available medicines in this My Health Record - sorted by Date
24 Mar 2022
Xavier WISEMAN DoB 3 May 1949 (72y) SEX Male IHI 8003 6086 6671 1130

START OF DOCUMENT

My Health Record

Available medicines in this My Health Record - sorted by Date

To assist you to find medicines related information in this patient's My Health Record, previews are provided of medicines related information in documents (where available) with links to the source documents where more detailed information can be obtained.
Important: Some documents do not allow for a preview of medicines or allergies and adverse reactions information, and should be opened by the links provided. This view should not be wholly relied upon as a complete record of medicines or allergies and adverse reactions information.
For more information [\[Help\]](#)

View generated on 24-Mar-2022 14:12 for medicines, allergy and adverse reactions found in this record. for medicines, allergy and adverse reactions found in this record.

Allergies and Adverse Reactions Cashew nut, Cephalexin, Ramipril, Metformin	Click here for Medicines Preview 10-Jun-2019 to 24-Mar-2022 (4 minutes ago)	Click here for Shared Health Summary 10-Jun-2019 (2 years ago) Author: Anna Jones 8003628233352432 tel:1	Click here for Discharge Summary 14-Jun-2019 (2 years ago) Author: Anna Jones 8003628233352432 tel: 0345754566
--	---	--	--

[\[Back to top\]](#) [\[>>\] Next](#) [\[>\] Last](#) [\[Help\]](#)

All available Allergies and Adverse Reactions

10-Jun-2019 to 24-Mar-2022 (4 minutes ago)

Event Summary by Own Organisation	24-Mar-2022 (4 minutes ago)	Cashew nut	Anaphylaxis
Shared Health Summary by NEHTA Test	10-Jun-2019 (2 years ago)	Cephalexin (Adverse reaction)	Allergic reaction
Shared Health Summary by NEHTA Test	10-Jun-2019 (2 years ago)	Ramipril (Medication side-effect)	ACE inhibitor induced cough
Shared Health Summary by NEHTA Test	10-Jun-2019 (2 years ago)	Metformin (Medication side-effect)	Nausea and diarrhoea

How to upload an event summary

The following steps assume that:

- your organisation (HPI-O) is registered to the My Health Record system. See [Getting started: My Health Record for private allergy practices](#).
- your healthcare provider identifier (HPI-I) is linked into the organisation's system.
- your software is connected to the My Health Record system.
- the patient's Individual Healthcare Identifier (IHI) has been validated in your system.
- the patient has a My Health Record.

The way an event summary is created depends on your clinical information system. However, document layout and fields are consistent across systems. The following screenshots are taken from **Genie** software (via the [National Authentication Service for Health](#) approach). If you cannot see the **Send an Event Summary** option, as shown below, you may need to contact your software vendor to set up this function. Refer to the [Clinical software summary sheets](#) for other products.

Step 1 – Open the My Health Record tab

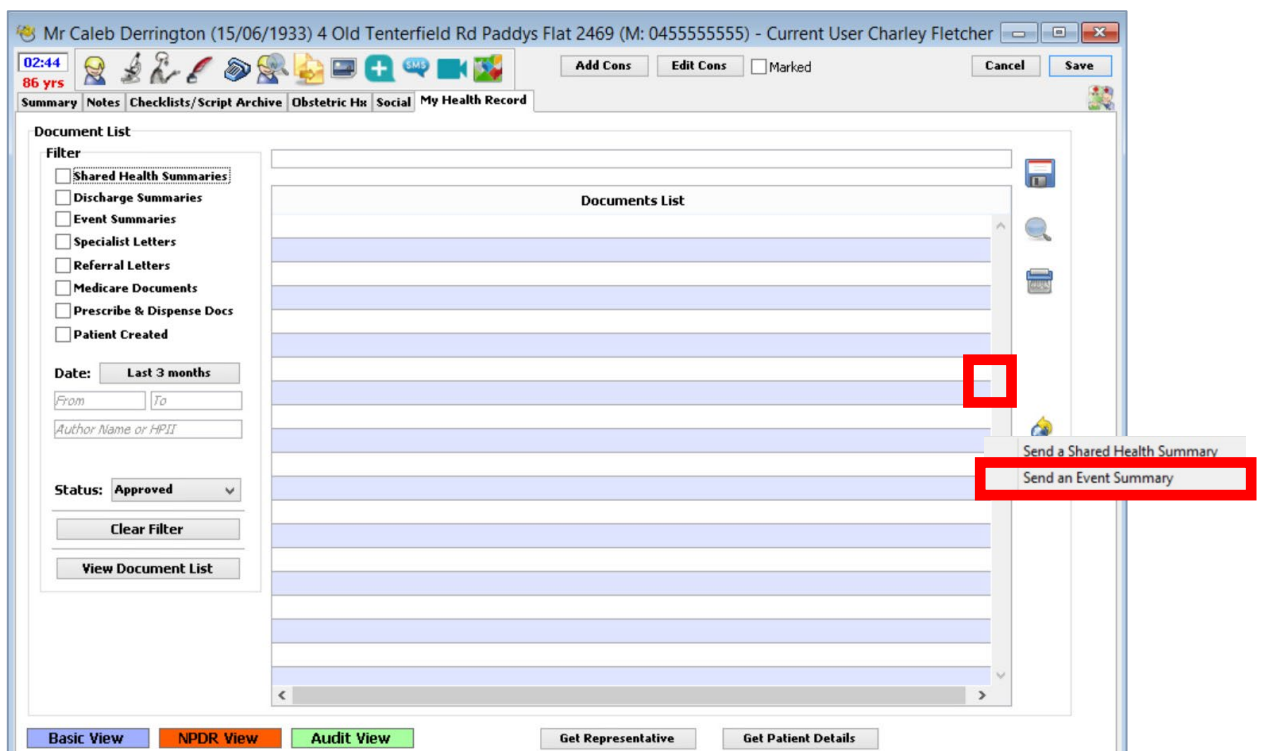
Open the patient's local medical record and enter the clinical information and notes for the consultation. Select the **My Health Record** tab to gain access to the patient's My Health Record.



Step 2 – Open the Event Summary screen

The **Documents List** is displayed.

Select the **Create and Upload a New Document** icon, then select Send an Event Summary.



Step 3 – Add your notes

Select **Import Last Consultation Notes** to populate the Event Details box with the consultation notes from the patient’s local medical record. You can also add or edit the Event Details manually.

Tick/untick the items to include/not include in the event summary. Then click **OK**.

Event Summary

Please record the changes which you want to upload to My Health Record:

Document Name:

An event summary is used to capture key health information a clinically significant healthcare event that could be relevant to ongoing care of an individual. It is not a complete health summary should not be wholly relied upon, nor should it replace direct communication between healthcare providers.

Event Details: **Import Last Consultation Notes**

Distant history of penicillin allergy (childhood).
Passed challenge test 27 May 2020 by Dr William Smith.,
Confirmed patient NOT ALLERGIC to penicillin.

	Newly Identified Adverse Reactions	Manifestation	Date	Immunisations
<input checked="" type="checkbox"/>	Penicillin - confirmed NOT ALLERGIC	Passed challenge test 27		

	Medications	Category

To confirm a patient is **no longer allergic**, ASCIA recommends that you use the standardised wording **“confirmed NOT ALLERGIC”** in the substance/agent field with more information on the challenge test, date and name of specialist in the reaction/manifestation field.

Substance/agent	Reaction/manifestation
Name of allergen (for example, <i>penicillin</i>) – confirmed NOT ALLERGIC	Passed challenge test (date and specialist name)

If your software does not allow you to edit the substance/agent fields in this way, add this information to the progress notes.

Step 4 – Check the information and prepare to send to My Health Record

Verify that the information in the event summary is correct. Then click **Send** (bottom-right corner).

Step 5 – Send to My Health Record

A pop-up box will appear confirming the event summary has been successfully loaded. Select **OK**. The event summary will save to the patient's local medical record in the **Letters** tab. There will also be a new entry in the **Progress** tab.



Actions:
CDA Event Summary generated.
CDA Event Summary has been uploaded to My Health Record.

The event summary will appear as a new upload in the patient's My Health Record. The allergy information will display in the Medicines View of the Allergies and Adverse Reactions section.

All available Allergies and Adverse Reactions			
02-Apr-2017 to 27-May-2020 (4 minutes ago)			
Source/Author	Date	Substance/Agent	Manifestation(s)
Event Summary by Own Organisation	27-May-2020 (4 minutes ago)	Penicillin - confirmed NOT ALLERGIC	Passed challenge test 27 May 2020 by Dr William Smith

An event summary cannot be edited once it is uploaded; however, it can be superseded by a new version that replaces the original.

Further information and support

A range of [clinical software demonstrations](#) and [summary sheets](#) are available on the My Health Record website that show how to create and upload an event summary in different clinical software products.

For general enquiries about registering or using My Health Record, contact the Help line on **1800 723 471** and select option 2.